

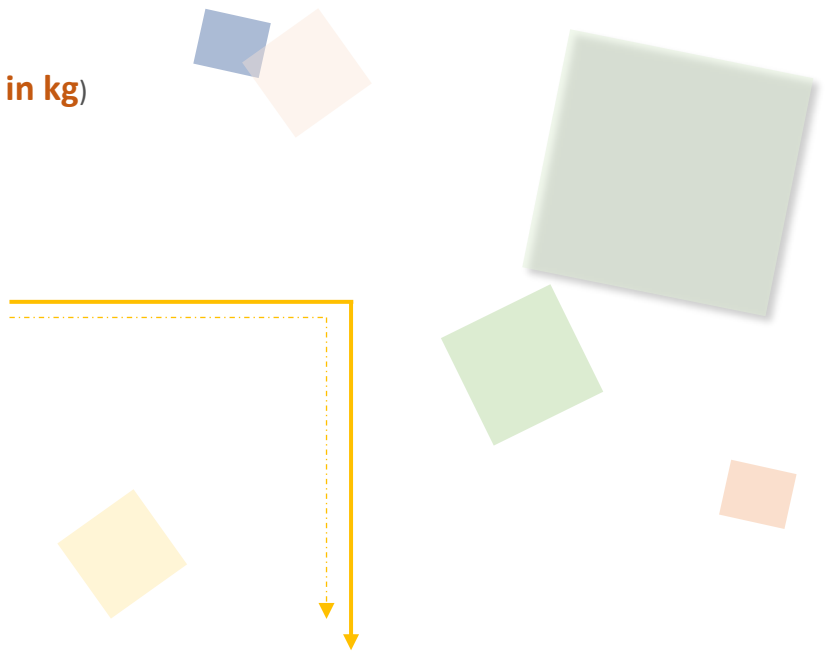
## Trading Volume & Amount in Charts

### ■ VOLUME

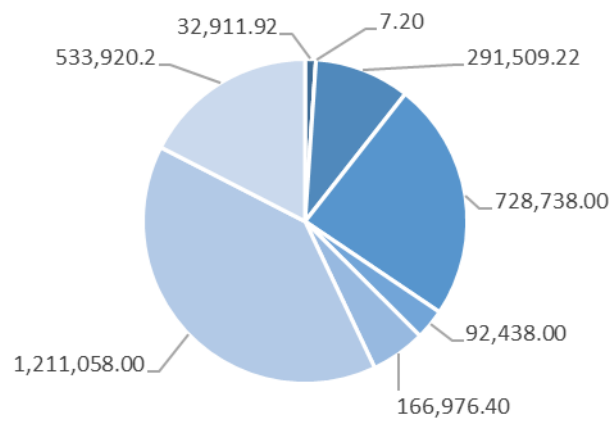
#### Popular Products (Trading Volume, in kg)

**Total: 270,447,324.98**


- ◆ Au Products: 3,057,558.98
- ◆ Ag (T+D): 266,146,258.00
- ◆ Others: 1,243,508.00

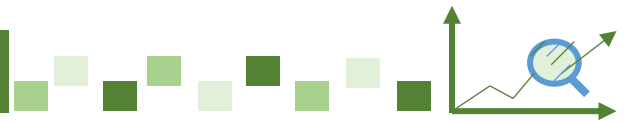


#### Popular Au Products Trading Volume (in kg)



■ iAu9999 ■ PGC30g ■ Au99.99 ■ Au(T+D) ■ SHAU ■ mAu(T+D) ■ PAu99.99 ■ Others





## Trading Volume & Amount in Charts

### AMOUNT

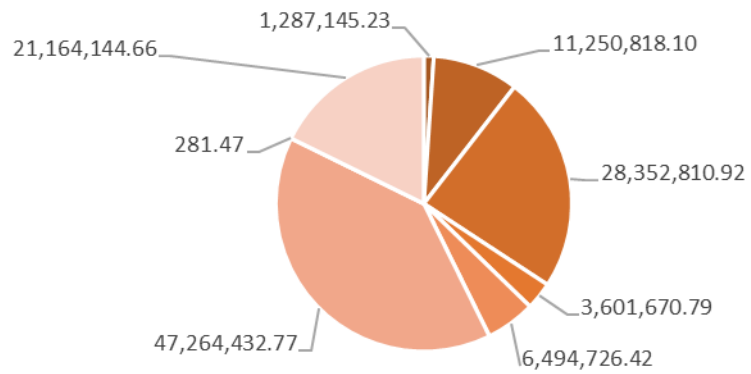
#### Popular Products (Trading Amount, in 10,000 RMB)

**Total: 262,239,831.87**


- ◆ Au Products: 119,416,030.36
- ◆ Ag (T+D): 141,958,584.63
- ◆ Others: 865,216.87



#### Popular Au Products Trading Amount (in 10,000 RMB)




■ iAu9999 ■ Au99.99 ■ Au(T+D) ■ SHAU ■ mAu(T+D) ■ PAu99.99 ■ PGC30g ■ Others

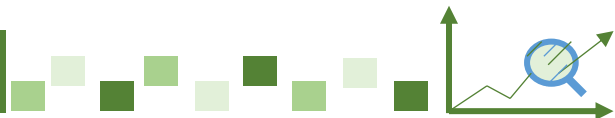




## Trading Volume & Amount in Details


Trading Volume (in kg)							
Contract	Previous Month Daily Average	Present Month Daily Average	Previous Month accumulative total	Present Month accumulative total	Month-on -Month	Year-on -Year	Present Year accumulative total
Au99.95	498.96	619.80	11,476.00	12,396.00	8.02%	54.45%	12,396.00
Au99.99	15,358.70	14,575.46	353,250.14	291,509.22	-17.48%	1.22%	291,509.22
Au100g	27.63	30.83	635.40	616.60	-2.96%	-7.14%	616.60
Au995	0.00	0.00	0.00	0.00	-	-100.00%	0.00
PGC30g	0.46	0.36	10.62	7.20	-32.20%	-57.30%	7.20
iAu9999	504.63	1,645.60	11,606.50	32,911.92	183.56%	79.62%	32,911.92
iAu100g	0.06	0.09	1.40	1.80	28.57%	-30.77%	1.80
iAu995	0.00	0.00	0.00	0.00	-	-	0.00
Au(T+D)	35,712.17	36,436.90	821,380.00	728,738.00	-11.28%	-29.97%	728,738.00
mAu(T+D)	7,064.49	8,348.82	162,483.20	166,976.40	2.77%	-3.46%	166,976.40
Au(T+N1)	209.21	412.68	4,811.80	8,253.60	71.53%	5.46%	8,253.60
Au(T+N2)	11.76	208.36	270.40	4,167.20	1441.12%	49.09%	4,167.20
NYAuTN06	198.71	299.10	4,570.40	5,982.00	30.89%	-28.02%	5,982.00
NYAuTN12	131.57	55.20	3,026.00	1,104.00	-63.52%	-76.59%	1,104.00
PAu99.95	21,925.22	12,780.00	504,280.00	255,600.00	-49.31%	300.00%	255,600.00
PAu99.99	57,056.77	60,552.90	1,312,305.80	1,211,058.00	-7.72%	-24.97%	1,211,058.00
IPAu99.99	3,157.04	9,759.95	72,612.00	195,199.04	168.82%	-64.68%	195,199.04
OAu99.99	838.26	2,530.00	19,280.00	50,600.00	162.45%	364.22%	50,600.00
LAu99.95	0.00	0.00	0.00	0.00	-	-100.00%	0.00
LAu99.99	1,043.48	0.00	24,000.00	0.00	-100.00%	-100.00%	0.00
SHAU	4,773.65	4,621.90	109,794.00	92,438.00	-15.81%	13.08%	92,438.00
Pt99.95	281.57	442.90	6,476.00	8,858.00	36.78%	238.87%	8,858.00
Ag99.99	2,512.17	574.50	57,780.00	11,490.00	-80.11%	-33.97%	11,490.00
Ag(T+D)	15,730,104.96	13,307,312.90	361,792,414.00	266,146,258.00	-26.44%	73.22%	266,146,258.00
PAg99.99	48,913.04	7,872.00	1,125,000.00	157,440.00	-86.01%	-89.98%	157,440.00
OAg99.99	0.00	0.00	0.00	0.00	-	-	0.00
SHAG	49,060.43	53,286.00	1,128,390.00	1,065,720.00	-5.55%	88.90%	1,065,720.00
Au Products (in total)	148,512.77	152,877.95	3,415,793.66	3,057,558.98	-10.49%	-21.79%	3,057,558.98
Ag Products (in total)	15,830,590.61	13,369,045.40	364,103,584.00	267,380,908.00	-26.56%	71.62%	267,380,908.00
Pt Products (in total)	281.57	442.90	6,476.00	8,858.00	36.78%	238.87%	8,858.00
<b>Total</b>	<b>15,979,384.94</b>	<b>13,522,366.25</b>	<b>367,525,853.66</b>	<b>270,447,324.98</b>	<b>-26.41%</b>	<b>69.34%</b>	<b>270,447,324.98</b>

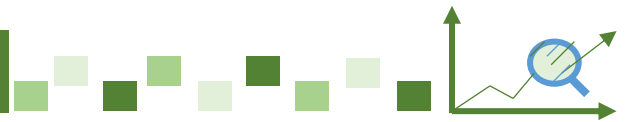




## Trading Volume & Amount in Details

Trading Amount (in 10,000 RMB)							
Contract	Previous Month Daily Average	Present Month Daily Average	Previous Month accumulative total	Present Month accumulative total	Month-on-Month	Year-on-Year	Present Year accumulative total
Au99.95	19,285.60	24,012.13	443,568.72	480,242.57	8.27%	71.98%	480,242.57
Au99.99	585,923.27	562,540.90	13,476,235.12	11,250,818.10	-16.51%	14.80%	11,250,818.10
Au100g	1,066.56	1,202.56	24,530.86	24,051.27	-1.96%	3.69%	24,051.27
Au995	0.00	0.00	0.00	0.00	-	-100.00%	0.00
PGC30g	18.15	14.07	417.49	281.47	-32.58%	-53.04%	281.47
iAu9999	19,630.24	64,357.26	451,495.58	1,287,145.23	185.08%	102.85%	1,287,145.23
iAu100g	2.29	3.11	52.77	62.10	17.67%	-22.76%	62.10
iAu995	0.00	0.00	0.00	0.00	-	-	0.00
Au(T+D)	1,377,664.50	1,417,640.55	31,686,283.50	28,352,810.92	-10.52%	-21.80%	28,352,810.92
mAu(T+D)	272,797.07	324,736.32	6,274,332.72	6,494,726.42	3.51%	7.81%	6,494,726.42
Au(T+N1)	8,177.93	16,025.93	188,092.42	320,518.62	70.40%	16.33%	320,518.62
Au(T+N2)	445.71	8,257.29	10,251.30	165,145.73	1510.97%	67.60%	165,145.73
NYAuTN06	7,845.75	11,839.67	180,452.30	236,793.39	31.22%	-18.86%	236,793.39
NYAuTN12	5,126.21	2,194.96	117,902.93	43,899.21	-62.77%	-73.72%	43,899.21
PAu99.95	845,708.28	505,235.83	19,451,290.41	10,104,716.56	-48.05%	353.13%	10,104,716.56
PAu99.99	2,206,696.54	2,363,221.64	50,754,020.45	47,264,432.77	-6.88%	-15.38%	47,264,432.77
IPAu99.99	123,050.19	385,706.92	2,830,154.35	7,714,138.41	172.57%	-59.71%	7,714,138.41
OAU99.99	31,312.07	103,728.84	720,177.60	2,074,576.80	188.06%	445.47%	2,074,576.80
LAu99.95	0.00	0.00	0.00	0.00	-	-100.00%	0.00
LAu99.99	39,756.52	0.00	914,400.00	0.00	-100.00%	-100.00%	0.00
SHAU	184,479.78	180,083.54	4,243,035.04	3,601,670.79	-15.12%	27.22%	3,601,670.79
Pt99.95	6,224.88	10,240.39	143,172.19	204,807.87	43.05%	248.93%	204,807.87
Ag99.99	1,291.07	302.91	29,694.54	6,058.17	-79.60%	-19.63%	6,058.17
Ag(T+D)	8,145,762.16	7,097,929.23	187,352,529.63	141,958,584.63	-24.23%	113.73%	141,958,584.63
PAG99.99	25,927.49	4,255.26	596,332.30	85,105.21	-85.73%	-87.44%	85,105.21
OAG99.99	0.00	0.00	0.00	0.00	-	-	0.00
SHAG	25,489.56	28,462.28	586,259.90	569,245.63	-2.90%	134.37%	569,245.63
Au Products (in total)	5,728,986.68	5,970,801.52	131,766,693.55	119,416,030.36	-9.37%	-11.84%	119,416,030.36
Ag Products (in total)	8,198,470.28	7,130,949.68	188,564,816.36	142,618,993.64	-24.37%	111.77%	142,618,993.64
Pt Products (in total)	6,224.88	10,240.39	143,172.19	204,807.87	43.05%	248.93%	204,807.87
<b>Total</b>	<b>13,933,681.83</b>	<b>13,111,991.59</b>	<b>320,474,682.10</b>	<b>262,239,831.87</b>	<b>-18.17%</b>	<b>29.27%</b>	<b>262,239,831.87</b>





## Other Market Data

### Delivery Volume

Delivery Volume (in kg)		
	Gold	Silver
Delivery Volume (Present Month)	771,400.34	4,848,540.00
Trading Volume (Present Month)	1,345,101.94	267,223,468.00
Delivery Ratio (Present Month)	57.35%	1.81%
Delivery Volume (Accumulative Total)	771,400.34	4,848,540.00
Trading Volume (Accumulative Total)	1,345,101.94	267,223,468.00
Delivery Ratio (Accumulative Total)	57.35%	1.81%
Withdrawal Volume (Present Month)	159,488.93	172,995.00
Withdrawal Volume (Accumulative Total)	159,488.93	172,995.00

### Price Comparison Chart (Gold)

